


"SEWING SEEDS"

In the Library and Beyond
Northwoods Community
Elementary School
Harshaw



October

Order sewing machines and supplies from Amazon. Contact Walmart for fabric donation.

October


- Contact Harshaw Helping Hands about availability and times
- Communicate with Volunteers

- Cut fabric
- Make and organize sewing kits
- Get machines up and running.
- Have students choose fabric for pillowcases




November

Begin and finish sewing pillowcases during BAM class periods and even recess with 4 ladies from Harshaw Helping Hands.



"SEWING SEEDS"

In the Library and Beyond
Northwoods Community
Elementary School
Harshaw



Now Sewing

3-5@
NCES

CONTACT MRS. NORMAN FOR MORE DETAILS
NORMAPAU@RHINELANDER.K12.WI.US

If you haven't heard, your scholar is making a pillowcase in BAM! There has been so much excitement that I would like to continue it in the New Year. We would meet on Monday nights from 3:15-4:30 starting January 6th-March 10th. During this time we would work together to sew a quilt for the Fredrick Place. Sign your scholar up using the QR Code. This is

Made possible by the **WILS** Ideas to Action Fund

December

- Survey students
- Prepare for after school programming (6 as of Dec 19, 2024)

December

- Optional: 4th & 5th grade students could sew during their lunch recess to make an ornament for staff members
- Skills learned: sewing in a circle and hand sewing a button



January

Begin sewing quilt to donate to The Fredrick Place on Monday nights with help from a Harshaw Helping Hands volunteer.

February

- Finish sewing quilt to donate
- Mrs. Norman quilted and bound it
- Chicken pin cushions or stuffies
- Begin sewing pajama pants




March

Finished sewing pajama pants

"SEWING SEEDS"

In the Library and Beyond
Northwoods Community
Elementary School
Harshaw



March

- Last day March 10th, 2025
- Abby from the Fredrick Place came to pick up the quilt and talk about the homeless shelter

Lessons Learned

Ironing skills



Seam Ripping isn't fun

- 9 weeks was the perfect amount of time
- 1 1/4 hours was just right
- 3rd-5th grade is the correct age range
- It definitely takes a team

- Amazon to purchase sewing machines, pins, clips, scissors, rotary cutters, cutting mat, thread, seam rippers, etc.
- JoAnn fabrics for fabric and elastic for pajama pants
- Wal-Mart donated fabric for pillowcases

Budget



Amazon	\$1185
JoAnn Fabrics	\$ 248
Quilt kit & elastic	<u>\$ 43</u>
TOTAL	\$1476



Feedback

"Every Monday when we discussed the best part of the day, it was always something in sewing club. I can't thank you enough for teaching these kids this skill. They really enjoyed it and as a parent hearing the excitement on the way home was the best part of my day for sure. Only negative feedback I ever head was wishing there was more boys that participated and less girls."

"Blake and Brynn loved this!!! After every class they said they had a blast and enjoyed sewing. They were so proud to show my wife and I (and grandma's) what they made. Thank you so much for providing this opportunity!"

Highlights

- 3 students asked for and got sewing machines after being introduced to sewing
- 11 students participated in sewing after school (8 girls, 3 boys)
- Many students came in and asked to sew during their recess
- Many asked if we could do this again next year
- We can do this next year as there is money left!!! I'm thinking about Alzheimer fidget quilts.

